

Medi-6000

Medical Imaging Systems



**Professional
X-Ray Film
Digitizer**

Features

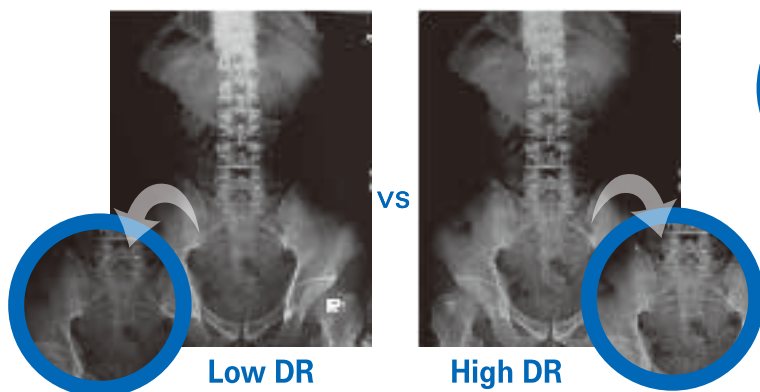
- CE0120 and FDA certified
- Provides high optical resolution of 600 dpi for better image details
- Provides superior grayscale performance
- Offers dynamic range up to 4.0 Dmax
- Covers various sizes of x-ray films from 2.5"x2.5" to 14"x35"
- Easy to operate, clean, and maintain
- Supports telemedicine with MiPAX-Xray
- Costs down the expense of the film storage
- Offers better quality, excellent performance, and secure records

Designed by Microtek, the Medi-6000 can easily transfer x-ray film into digital format for patients, hospitals, and office records. It captures details in bright and dark areas at a high optical resolution of 600 dpi, 4.0 Dmax, and 16-bit grayscale. It provides the medical professionals a convenient method to digitize the roentgenogram for the electric data use.

In addition, the digitized roentgenogram can be read and utilized in the MiPAX-Xray, the gateway software. Moreover, the digitized files can be easily integrated with PACS/RIS system and meet the shareable DICOM formats.

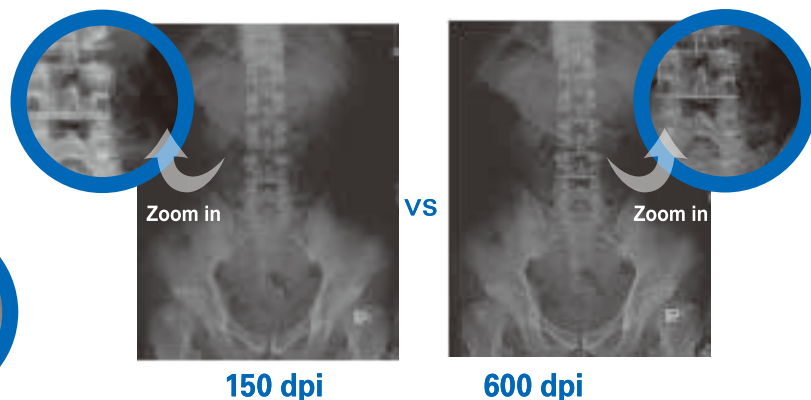


Dynamic Range Difference



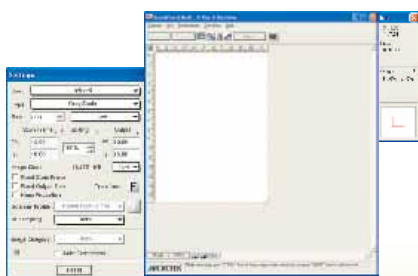
Medi-6000 provides 4.0 Dmax for a better performance in grayscale.

Resolution Difference



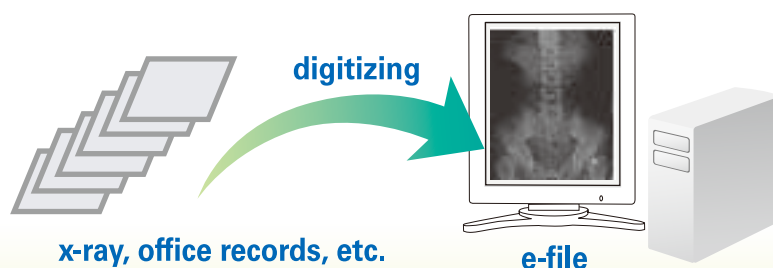
The higher resolution of Medi-6000 provides better image details.

ScanWizard Medi User Interface



The friendly user interface of ScanWizard Medi displays x-ray pictures in a computer readable format, offering an easy and quick access.

Effective and Efficient Management



x-ray, office records, etc.

e-file

Thousands of x-ray prints can be stored in e-file, saving vast amounts of storage space.

Specifications

Scanning area	2.5" x 2.5" (Min.) - 14" x 35"(Max.)
Scanning mode	8 / 12 / 16-bit grayscale
Dmax	4.0
Interface	Hi-Speed USB (USB 2.0)
Optical resolution	600 dpi
Dimensions (L x W x H)	260 mm x 474 mm x 235 mm
Weight	9 kg
Power supply	100 to 240 VAC, 47 to 63 Hz
Max power consumption	54.9 Watts
System requirement and compatibles	<ul style="list-style-type: none"> • CD-ROM drive • 2 GB RAM or more • Pentium IV or higher • With Hi-Speed USB (USB 2.0) port • Microsoft Windows 2000, XP, or Vista
Certifications	CE, FCC, RoHS, SFDA (Certificate No. 1310428), FDA: 510(k) No. K091288 certified

© 2010 Microtek, Microtek, ScanMaker, ArtixScan, and ScanWizard are trademarks or registered trademarks of Microtek International, Inc. All other brands, product names and logos herein are trademarks or registered trademarks of their respective holders. Specifications, software bundles and accessories are subject to change without notice. Delivery of technical support services subject to change without notice. Not responsible for typographical errors. Digital Imagery © 2010 Jupiterimages Co. Apr. 30, 2010

CE
0120

FDA

SFDA

GMP₂

SYSTEM CERTIFICATION
ISO 13485
SGS

CCC

CE FC

RoHS

Microtek International Inc.
No.6, Industry East Road 3,
Science-Based Industrial Park,
Hsinchu, Taiwan 30077

Microtek International Inc.
No.6, Industry East Road 3,
Science-Based Industrial Park,
Hsinchu, Taiwan 30077

EC REP

EVESTAR GmbH,
Linsellesstraße 127-129
D-47877 Willich, Germany

MICROTEK
DICOM READY
www.microtek.com