




Medi-5000

Medical Imaging Systems



**Professional
Mammography
Film Digitizer**

Hi-Speed Digitizer for X-Ray & Mammography Films

"30% Reduction in time for Image Interpretation with Digitized Analog Mammograms." ~from 2009 RSNA, Brem, MD, etc.

Microtek medical grade digitizer, the Medi-5000, can digitize X-Ray and mammography films rapidly in seconds. With advanced technology of LED light source, the Medi-5000 can reach full brightness and on/off operation immediately. The energy-saving Medi-5000 is perfect for fast-paced environment of the medical doctor's office, QC Station and PACS.

The Smart-Scan buttons of Medi-5000 provide a quick and easy way to start the scanning process without requiring any efforts to go through the software interface. Simply using customized templates and the Smart-Scan feature together, the Medi-5000 can easily carry out the auto-crop function to scan multi-films at a time. In addition, it captures details in bright and dark areas at a high optical resolution up to 3200 dpi, 4.2 Dmax, and 16-bit grayscale. It provides the medical professionals a smart and easy way to digitize and observe the traditional mammography films easily and efficiently. Per the RSNA report of doctors' commendation as below. "30% Reduction in time for Image Interpretation with Digitized Analog Mammograms."

Furthermore, the digitized mammography films can be easily read and utilized in the MiPAX gateway software to be integrated with PACS/RIS system. Not only supports telemedicine with an optional DICOM software, but also costs down the expense of the film storage and minimize the space as well.

Features

- FDA certified for X-Ray Films
- No warm up time with LED light source
- 4.2 Dmax, 3200 dpi optical resolution (7.9 um spot size, 63 lp/mm)
- Smart-Scan & Auto-Crop for multiple images at a time
- Provides customized templates to scan two films at a time
- Excellent image quality with very fine details
- Supports DICOM 3.0 and telemedicine with MiPAX
- Easy to operate, clean, and maintain
- Offers excellent image quality, performance, and secure e-medical records



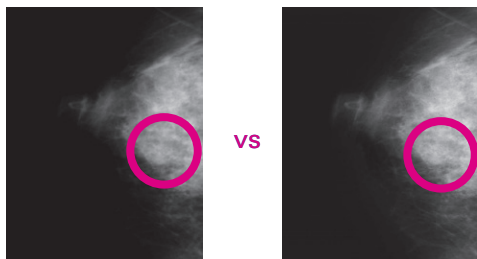
21 seconds per scanning of the mammogram film



Supports DICOM 3.0 and telemedicine with MiPAX



Dynamic Range Difference



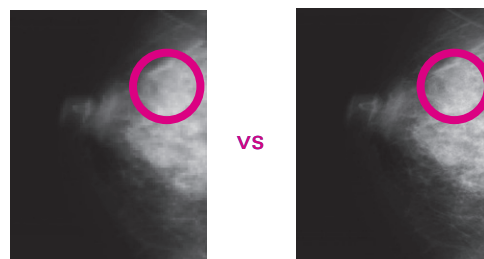
Low DR

High DR

Medi-5000 provides 4.2 Dmax for a better performance in grayscale.



Resolution Difference



Others / 570 dpi

Medi-5000 / 600 dpi

The higher resolution of Medi-5000 provides better image details.



Smart-Scan and Auto-Crop for Multiple Images at a Time

Templates, Smart-Scan, and Auto-Crop functions can scan multi-films at a time.



Specifications

Model type	MMS-6400MU2
Scanning area	305 x 406.4 mm (12" x 16")
Scanning mode	8 / 12 / 16-bit grayscale
Scanning speed	21 seconds @ 800 dpi, 24 x 18 cm
Optical resolution	Default 600 dpi, up to 3200 dpi (7.9 µm spot size, 63 lp / mm)
Optical density	4.2 Dmax
Connectivity	Hi-Speed USB (USB 2.0)
Dimensions (L x W x H)	627.6 x 367.2 x 180.5 mm
Weight	16.1 kg
Power source	100 to 240 VAC, 47 to 63 Hz, 54.9 Watts Max
Light source	LED
System requirements	<ul style="list-style-type: none"> • CD-ROM drive (for installing software) • 2 GB RAM or more • Pentium IV PC or higher with USB port • Microsoft Windows 7 / Vista / XP / 2000
Certifications	FDA, SFDA, BSMI, CB, CCC, CE, ETL, FCC, RoHS

© 2011 Microtek. Microtek, ScanMaker, ArtixScan, and ScanWizard are trademarks or registered trademarks of Microtek International, Inc. All other brands, product names and logos herein are trademarks or registered trademarks of their respective holders. Specifications, software bundles and accessories are subject to change without notice. Delivery of technical support services subject to change without notice. Not responsible for typographical errors. Digital Imagery © 2011 Jupiterimages Co. Mar. 2011

